

Proudly Manufactured in New England Since 1996



HEARTH ORIGINALS

~ HAND CRAFTED STANDARD AND CUSTOM SIZED
THERMAL OR EMBER PROTECTION HEARTH BOARDS

~ SIGNATURE SERIES HEARTH BOARD & PEDESTAL COMBINATION



Made in U.S.A.


Premium Porcelain Tiles



Red River (PCRR)



Fog (PCF)



Woodland Brown (PCWB)



Alaska Gray (PCAG)



Stormy Sky (PCSS)

Ceramic Tiles



Tosca Beige (PCTB)



Copley Square (PCCS)



Northern Lights (PCNL)



Zion (PCZ)



Brownstone (PCBS)



Harvest Moon (PCHM)



Charcoal (PCC)

All our hearth boards come standard with our black powder coated metal frames.

AJ Premium Edging



Textured Black

Silver Shadow


Textured Bronze

AJ SIGNATURE SERIES

Choose 3 1/2" or 6" tall pedestal ~ Custom heights available ~ Your choice of tile faced pedestal or oak veneer pedestal with options of wood finishes ~ Center supports on all hearths 36" x 36" and larger



Stormy Sky (PCSS)
With Gun Metal Gray Premium Edge 6" Pedestal Tile Faced



Harvest Moon (PCHM)
With Textured Bronze Metal Edge 6" Pedestal with Dark Walnut Stain



Wodland Brown (PCWB) With Textured Bronze Premium Edge 3 1/2" Pedestal with Dark Walnut Stain

Pedestal Stains and Finishes



Clearcoat Only
(No Stain)



Golden Oak



English Chestnut



Ebony



Red Mahogany



Dark Walnut

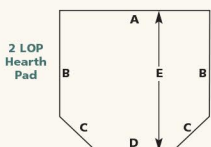


Tricorn Black Lacquer

Dimensions

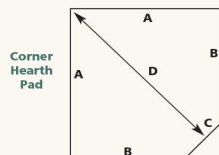
Standard 2 LOP Dimensions

Size	A	B	C	D	E
32 x 32	32 3/4	28 1/4	6 1/4	24	32 3/4
36 x 36	36 3/4	30 3/4	8 1/2	24 3/4	36 3/4
40 x 40	40	31	12 3/4	22	40
48 x 48	48 3/4	36 3/4	16 3/4	25	48 3/4
52 x 52	52 3/4	40 1/4	16 3/4	29	52 3/4
56 x 56	56 3/4	44 3/4	16 3/4	32 1/2	56 3/4
60 x 60	60 3/4	48 1/2	16 3/4	37 1/2	60 3/4



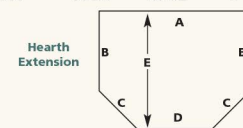
Single LOP Corner Dimensions

Size	A	B	C	D
32 x 32	32 3/4	22	14 3/4	38 1/4
36 x 36	36 3/4	25	16 3/4	43 1/2
40 x 40	40	28 1/2	16 1/4	48 1/4
48 x 48	48 3/4	36 1/2	16 3/4	60
52 x 52	52 3/4	34 1/2	24 3/4	62
54 x 54	54 3/4	37 1/2	24 3/4	64 1/2
56 x 56	56 3/4	38 1/4	24 3/4	66 1/2
60 x 60	60 3/4	42 1/2	24 3/4	72 3/4



Hearth Extensions & Rectangular Shaped Dimensions

Size	A	B	C	D	E
12 x 48	48	8	6	39	12
18 x 48	48 3/4	12 1/2	6 1/2	37	18 3/4
24 x 32	32 3/4	20 1/4	6 1/2	24 1/4	24 3/4
28 x 32	32 3/4	24	6 1/2	24 1/4	28 3/4
36 x 48	48 3/4	29 1/2	8 1/2	36 1/2	36 3/4
48 x 36	36 3/4	43	8 1/2	24 1/2	48 3/4
48 x 54	48 3/4	42 1/2	17	24 1/2	54 3/4
54 x 48	54 3/4	36 1/2	17	30 1/2	48 3/4
52 x 56	56 3/4	40 1/2	17	32 1/2	52 3/4



Steel band and brick boards (+-) 1/2 inch

Proudly Manufactured in New England Since 1996



HEARTH ORIGINALS

~ HAND CRAFTED STANDARD AND CUSTOM SIZED
THERMAL OR EMBER PROTECTION HEARTH BOARDS
~ SIGNATURE SERIES HEARTH BOARD & PEDESTAL COMBINATION



Made in U.S.A.

Changes for 2021

New Hearth Pad Colors



Northern Lights (PCNL)



Zion (PCZ)



Copley Square (PCCS)



Fog (PCF)

Colors will always vary in shades of tile

The following hearth pad colors are NO longer available.

**Acadia Shores
Grand Canyon**

**Glacier Gray
Woodland Black**

**Change on Aluminum Premium Edging.
We NO longer offer "Gray" Edging.
It is being replaced by Silver Shadow Edging**

A J Manufacturing LLC 999 Quaddick Town Farm Rd P.O. Box 435 Thompson, CT 06277

Phone: 860-963-7622 Fax: 860-963-2595

a_j_manufacturing@sbcglobal.net